

REF: WIML/BSE/BM-OUTCOME/MAY-2021

Date: 11th May, 2021

To
Corporate Relations Department
BSE Limited
Phiroze Jeejeebhoy Towers,
Dalal Street, Mumbai-400 001

BSE Scrip Code: 538970

Sub: Outcome of Board Meeting held on 11th May, 2021 under Regulation 30 of the SEBI (LODR) Regulations, 2015

Ref: - Wardwizard Innovations & Mobility Limited (Formerly known as Manvijay Development Company Ltd)

Dear Sir/Madam,

We hereby inform you that the Board of Directors of the Company in its meeting held on 11th May, 2021 has considered and approved the following matters:

- 1) Standalone Audited Financial Results for the Quarter and Year ended 31st March, 2021 along with Auditors Report. The audit report is submitted with unmodified opinion (free from any qualifications) and declaration is enclosed.

A Press Release issued in this regards, is also enclosed.

- 2) Constitute Risk Management Committee as follows;

DIN NO.	Name	Designation	Position in Committee
08763757	Mr. Mukeshkumar Bapulal Kaka	Non-Executive Non Whole Time Independent Director	Chairperson



CIN NO. - L35100MH1982PLC264042

Registered office address - 401, Floor-4, 23/25, Dhun Building, Janmabhoomi Marg, Horniman Circle, Fort, Mumbai- 400001 (Maharashtra), India

Corporate Office - C-222, GIDC Makarpura Industrial Estate, Vadodara - 390010, Gujarat, India


Email id - compliance@wardwizard.in Website - www.wardwizard.in Tel No. - +91 9727755083

07261150	Mr. Yatin Gupte	Managing Director	Member
08693675	Mr. Bhargav Govindprasad Pandya	Non-Executive Non Whole Time Independent Director	Member
08584226	Mrs. Devyani Kamlesh Gupta	Non-Executive Non-Whole Time Independent Woman Director	Member
08857960	Mrs. Sneha Harshavardhan Shouche	Executive Director and CFO	Member

- 3) The Board has recommended a Final dividend of Re. 0.05 Paise per share for the Financial Year 2020-2021, subject to the approval of the shareholders at the ensuing the Annual General Meeting of the Company.
- 4) Adopted Dividend Distribution Policy.
- 5) Ratified the Appointment of M/s. VCA & Associates, Chartered Accountants (Firm Registration Number: 114414W), Vadodara as Statutory Auditors of the Company, for the FY 2021-2022, subject to shareholders approval.
- 6) Appointment of M/s. VRCA & Associates, Chartered Accountant as Internal Auditors of the Company for the Financial Year 2021-2022.
- 7) Appointment of Mr. Santoshkumar K. Pandey (Practicing Company Secretary) as Secretarial Auditors of the Company for the Financial Year 2021-2022.

These are also being made available on the website of the Company at www.manvijay.com.
The meeting of the Board of the Directors commenced at 2:00 P.M. & concluded at 3:00 P.M.
Kindly take the same on record and acknowledge the receipt.

Thanking you,
For Wardwizard Innovations & Mobility Limited
(Formerly known as Manvijay Development Company Ltd)


Jaya Bhardwaj
Company Secretary and Compliance Officer



Encl : As above

CIN NO. - L35100MH1982PLC264042

Registered office address - 401, Floor-4, 23/25, Dhun Building, Janmabhoomi Marg, Horniman Circle, Fort, Mumbai- 400001 (Maharashtra), India

Corporate Office - C-222, GIDC Makarpura Industrial Estate, Vadodara - 390010, Gujarat, India

Email id - compliance@wardwizard.in Website - www.wardwizard.in Tel No. - +91 9727755083



CA. Ashok Thakkar CA. Rutvij Vyas CA. Hiral Brahmbhatt
CA. S. H. Shastri CA. Sanjay Bhatt CA. Hemal Vaghani
CA. Janak Shah CA. Hitesh Shah

H. O : 402, CAPRI HOUSE, B/H. EXPRESS HOTEL, ALKAPURI, VADODARA-390 007

503, STERLING CENTRE, BESIDE CENTRE POINT
R. C. DUTT ROAD, VADODARA-390 007
PHONE : 0265-2325561 MOBILE : 98251 24489
E-MAIL : vca.rutvij@gmail.com
Website : www.vca-ca.com

INDEPENDENT AUDITOR'S REPORT


TO THE BOARD OF DIRECTORS OF
WARDWIZARD INNOVATIONS & MOBILITY LIMITED.
(Formerly Known as Manvijay Development Company Limited)
Report on the audit of the Standalone Financial Results

Opinion

We have audited the accompanying standalone quarterly financial results of **WARDWIZARD INNOVATIONS & MOBILITY LIMITED.**(Formerly Known as **Manvijay Development Company Limited**) (here in after referred to as the "Company") for the quarter ended (which is derived as balancing figure of the difference between audited figures in respect in financial year ended on March 31,2021 and the publish unaudited year to figures up to the third quarter of the current financial year ended on December 31,2020 which were subject to limited review by us) and the year to date results for the period from April 01,2020 To March 31,2021, attached herewith, being submitted by the company pursuant to the requirement of Regulation 33 of the SEBI (Listing Obligations and Disclosure Requirements) Regulations, 2015, as amended ("Listing Regulations").

In our opinion and to the best of our information and according to the explanations given to us these standalone financial results:

- i. are presented in accordance with the requirements of Regulation 33 of the Listing Regulations in this regard; and
- ii. give a true and fair view in conformity with the recognition and measurement principles laid down in the applicable accounting standards and other accounting principles generally accepted in India of the net profit/loss and other comprehensive income and other financial information for the quarter ended 31/03/2021 as well as the year to date results for the period from 01/04/2020 to 31/03/2021



Basis for Opinion

We conducted our audit in accordance with the Standards on Auditing (SAs) specified under section 143(10) of the Companies Act, 2013 (the Act). Our responsibilities under those Standards are further described in the *Auditor's Responsibilities for the Audit of the Standalone Financial Results* section of our report. We are independent of the Company in accordance with the Code of Ethics issued by the Institute of Chartered Accountants of India together with the ethical requirements that are relevant to our audit of the financial results under the provisions of the Companies Act, 2013 and the Rules thereunder, and we have fulfilled our other ethical responsibilities in accordance with these requirements and the Code of Ethics. We believe that the audit evidence we have obtained is sufficient and appropriate to provide a basis for our opinion.

Emphasis of Matter


We draw your attention to the NOTE 7 and 16" of Standalone statement of Audited Financial Result for the quarter and half year ended 31st March 2021.

Management's Responsibilities for the Standalone Financial Results

These quarterly financial results (which is derived as balancing figure of the difference between audited figures in respect of financial year ended on March 31, 2021 and the published unaudited year to date figures up to the third quarter of the current financial year ended on December 31,2020 which were subject to limited review) as well as the year to date financial results have been prepared on the basis of the audited annual financial statements for the year ended March 31,2021. The Company's Board of Directors are responsible for the preparation of these financial results that give a true and fair view of the net profit/loss and other comprehensive income and other financial information in accordance with the recognition and measurement principles laid down in Indian Accounting Standard 34, 'Interim Financial Reporting' prescribed under Section 133 of the Act read with relevant rules issued thereunder and other accounting principles generally accepted in India and in compliance with Regulation 33 of the Listing Regulations. This responsibility also includes maintenance of adequate accounting records in accordance with the provisions of the Act for safeguarding of the assets of the Company and for preventing and detecting frauds and other irregularities; selection and application of appropriate accounting policies; making judgments and estimates that are reasonable and prudent; and design, implementation and maintenance of adequate internal financial controls that were operating effectively for ensuring the accuracy and completeness of the accounting records, relevant to the preparation and presentation of the standalone financial results that give a true and fair view and are free from material misstatement, whether due to fraud or error.

In preparing the standalone financial results, the Board of Directors are responsible for assessing the Company's ability to continue as a going concern, disclosing, as applicable, matters related to going concern and using the going concern basis of accounting unless the Board of Directors either intends to liquidate the Company or to cease operations, or has no realistic alternative but to do so.

The Board of Directors are also responsible for overseeing the Company's financial reporting process.



Auditor's Responsibilities for the Audit of the Standalone Financial Results


Our objectives are to obtain reasonable assurance about whether the standalone financial results as a whole are free from material misstatement, whether due to fraud or error, and to issue an auditor's report that includes our opinion. Reasonable assurance is a high level of assurance, but is not a guarantee that an audit conducted in accordance with SAs will always detect a material misstatement when it exists. Misstatements can arise from fraud or error and are considered material if, individually or in the aggregate, they could reasonably be expected to influence the economic decisions of users taken on the basis of these standalone financial results.

As part of an audit in accordance with SAs, we exercise professional judgment and maintain professional skepticism throughout the audit. We also:

- Identify and assess the risks of material misstatement of the standalone financial results, whether due to fraud or error, design and perform audit procedures responsive to those risks, and obtain audit evidence that is sufficient and appropriate to provide a basis for our opinion.
- The risk of not detecting a material misstatement resulting from fraud is higher than for one resulting from error, as fraud may involve collusion, forgery, intentional omissions, misrepresentations, or the override of internal control.
- Obtain an understanding of internal control relevant to the audit in order to design audit procedures that are appropriate in the circumstances, but not for the purpose of expressing an opinion on the effectiveness of the company's internal control.
- Evaluate the appropriateness of accounting policies used and the reasonableness of accounting estimates and related disclosures made by the Board of Directors.
- Conclude on the appropriateness of the Board of Directors' use of the going concern basis of accounting and, based on the audit evidence obtained, whether a material uncertainty exists related to events or conditions that may cast significant doubt on the Company's ability to continue as a going concern. If we conclude that a material uncertainty exists, we are required to draw attention in our auditor's report to the related disclosures in the financial results or, if such disclosures are inadequate, to modify our opinion. Our conclusions are based on the audit evidence obtained up to the date of our auditor's report. However, future events or conditions may cause the Company to cease to continue as a going concern.
- Evaluate the overall presentation, structure and content of the standalone financial results, including the disclosures, and whether the financial results represent the underlying transactions and events in a manner that achieves fair presentation.

We communicate with those charged with governance regarding, among other matters, the planned scope and timing of the audit and significant audit findings, including any significant deficiencies in internal control that we identify during our audit.

We also provide those charged with governance with a statement that we have complied with relevant ethical requirements regarding independence, and to communicate with them all relationships and



other matters that may reasonably be thought to bear on our independence, and where applicable, related safeguards.

Other Matters

1.the standalone audited financial results dealt with this report has been prepared for filling with the stock exchanges. These results are based on audited standalone financial statement of the company for the year ended 31/03/2021, and should be read together, on which we have issued an unmodified opinion per our report of even date.



**For VCA & Associates
Chartered Accountants
FRN: 114414W**

A handwritten signature in blue ink, appearing to read "Rutvij Virendra Vyas".

**RUTVIJ VIRENDRA VYAS
Partner**

M.No:109191

UDIN: 21109191AAAADH9672

**Date :11/05/2021
Place : Vadodara**

Wardwizard Innovations & Mobility Limited
(Formerly known as Manvijay Development Company Ltd)
CIN: L35100MH1982PLC264042

Registered Office: 401, Floor - 4, 23/25, Dhun Building, Janmabhoomi Marg, Horniman Circle, Fort, Mumbai, Maharashtra, 400001
Corporate Office: Corporate Office: C-222, GIDC, Makarpura Industrial Estate Vadodara 390010
Email ID: compliance@wardwizard.in/ Website: www.manvijay.com/ Tel No: 9727755083

Standalone Statement of Audited Financial Results for the Quarter and Half Year ended 31st March 2021

(Rupees in Lacs)

	Particulars	Quarter ended			Year ended	
		31st March 2021	31st December 2020	31st March 2020	31st March 2021	31st March 2020
		Audited	Unaudited	Audited	Audited	Audited
I	Revenue From Operations	1824.71	1068.00	0.00	3931.93	10.42
II	Other Income	-115.34	117.51	6.59	4.54	10.11
III	Total Income (I+II)	1709.37	1185.51	6.59	3936.46	20.53
IV	EXPENSES					
	Cost of materials consumed	826.67	(125.05)	(203.69)	2030.28	(203.69)
	Purchases of Stock-in-Trade	563.25	1114.58	203.69	1178.98	213.62
	Changes in inventories of finished goods, Stock-in-Trade and work-in-progress	-26.31	0.00	0.00	(26.31)	0.00
	Employee benefits expense	104.64	82.27	2.14	301.78	6.79
	Finance costs	0.00	0.00	0.00	0.00	0.00
	Depreciation and amortization expense	30.16	12.93	0.30	63.29	0.76
	Other expenses	81.03	26.76	61.86	140.57	93.30
	Total expenses (IV)	1579.44	1111.49	64.30	3688.59	110.78
V	Profit/(loss) before exceptional items and tax (I- IV)	129.93	74.02	(57.72)	247.88	(90.25)
VI	Exceptional Items					0.00
VII	Profit/(loss) before tax (V-VI)	129.93	74.02	(57.72)	247.88	(90.25)
VIII	Tax expense:					
	(1) Current tax	58.00	0.00	0.00	58.00	0.00
	(2) Deferred tax	2.67	0.00	0.82	2.67	0.82
IX	Profit (Loss) for the period from continuing operations (VII-VIII)	69.26	74.02	(58.54)	187.20	(91.07)
X	Profit/(loss) from discontinued operations	-	-	-	-	-
XI	Tax expense of discontinued operations	-	-	-	-	-
XII	Profit/(loss) from Discontinued operations (after tax) (X-XI)	-	-	-	-	-
XIII	Profit/(loss) for the period (IX+XII)	69.26	74.02	(58.54)	187.20	(91.07)
XIV	Other Comprehensive Income	-	-	-	-	-
	A (i) Items that will not be reclassified to profit or loss	-	-	-	-	-
	(ii) Income tax relating to items that will not be reclassified to profit or loss	-	-	-	-	-
	B (i) Items that will be reclassified to profit or loss	-	-	-	-	-
	(ii) Income tax relating to items that will be reclassified to profit or loss	-	-	-	-	-
XV	Total Comprehensive Income for the period (XIII+XIV)(Comprising Profit (Loss) and Other Comprehensive Income for the period)	-	-	-	-	-
	Paid up Equity Share Capital	2194.32	2194.32	732.5	2194.32	648.23
	Face Value	1	10	10	1	10
XVI	Earnings per equity share (for continuing operation):					
	(1) Basic	0.04	0.34	(0.08)	0.10	(1.40)
	(2) Diluted	0.03	0.34	(0.08)	0.09	(1.38)
XVII	Earnings per equity share (for discontinued operation):					
	(1) Basic	0	0	0	0	0
	(2) Diluted	0	0	0	0	0
XVIII	Earnings per equity share (for discontinued & continuing operations)					
	(1) Basic	0.04	0.34	(0.08)	0.10	(1.40)
	(2) Diluted	0.03	0.34	(0.08)	0.09	(1.38)




Note:	
1	The Statement of audited Financial Result for the Quarter and year ended 31st March, 2021 have been reviewed by the Audit Committee and approved by the Board of Directors at their meeting held on 11th May 2021
2	These Financial results have been prepared in accordance with the Indian Accounting Standard (Ind-AS) prescribed under Section 133 of the Company Act, 2013, read with relevant rules issued thereunder.
3	The previous period figures have been regrouped wherever necessary.
4	There are no qualification in the Audit Report issued by the Auditor
5	Addition in PPE of Rs 1514.41 Lakhs, Other Intangible Assets Rs.9.87 Lakhs & Capital work in Progress is Rs 21.60 lakhs during 1.04.2020 to 31.03.2021
6	The Company has considered the possible effects that may result from the pandemic relating to COVID-19 on the carrying amounts of property, plant and equipment, Investments, Inventories, receivables and other current assets. In developing the assumptions relating to the possible future uncertainties in the global economic conditions because of this pandemic, the Company, as at the date of approval of these financial results has used internal and external sources on the expected future performance of the Company. The Company based on current estimates expects the carrying amount of these assets will be recovered. The impact of COVID-19 on the Company's financial results may differ from that estimated as at the date of approval of these financial results.
7	As on 31.03.2021 an amount of Rs 34,11,475.26 GST Input credit in books of accounts which we were not able to take the ITC due to technical reason and we are in process to file the appeal before Honourable High court.
8	On 22nd August 2020 company has issued 1750000/- share to the Indian Co Operative Credit Society Limited with nominal value of Rs 10 per share and premium of Rs 22 per share
9	During the Financial Year 1,28,68,200 Nos of equity warrant converted in to Equity Share Capital, face value of Rs 10 each. Total amount of Rs 9,65,11,500/- from equity warrant & Rs 3,21,70,500/- from share application money converted into share capital
10	The Company has disposed-off the Subsidiary Company i.e. Property Trading of India Limited w.e.f 22nd October, 2020, however consolidated financial result (Unaudited) was available from 01st April, 2020 to 30th September, 2020 and after 30th September, 2020 consolidated financial result was not applicable to the Company. Hence for the full Financial Year 31 March 2021 the company has adopted only standalone financial results.
11	The Figures of three months ended 31/03/2021 and 31/03/2020, are arrived at as difference between audited Figures in respect of full Financial Year and Unaudited published figures upto nine months of relevant financial year.
12	In respect of the year ended March 31, 2021, the Directors propose that a dividend of Rs. 0.05 per share be paid on fully paid equity shares. This equity dividend is subject to approval by shareholders at the Annual General Meeting and has not been included as liability in these financial statements.
13	The company has split the face value of Rs.10 per share into Rs.1 per share dated 18/03/2021, hence EPS for prior period restated

For and Behalf of Board of Directors
Wardwizard Innovations & Mobility Limited
(Formerly Known as Manvijay Development Co. Ltd.)

Place: Vadodara
Date: 11th MAY, 2021




SNEHA SHOUCHE
Executive Director and CFO

Wardwizard Innovations & Mobility Limited
(Formerly known as Manvijay Development Company Ltd)

CIN: L35100MH1982PLC264042

Registered Office: 401, Floor - 4, 23/25, Dhun Building, Janmabhoomi Marg, Horniman Circle, Fort, Mumbai, Maharashtra, 400001.

Corporate Office: Corporate Office: C-222, GIDC, Makarpura Industrial Estate Vadodara 390010.
Email ID: compliance@wardwizard.in/ Website: www.manvijay.com/ Tel No:9727755083

Audited Standalone Segment Information for the Year ended 31st March, 2021

Amount in lakhs

Particulars	3 months ended 31st March 2021	3 months ended 31st December 2020	Corresponding 3 months ended in the previous year 31st March 2020	Year to ended 31st March 2021	Previous year ended 31st March, 2020
	Audited	Unaudited	Audited	Audited	Audited
1. Segment Revenue (net sale/income from each segment should be disclosed under this head)					
(a) Segment – A Joy E Bike	963.78	550.54	-	2412.08	-
(b) Segment – B Vyom	559.14	517.46	-	1218.52	-
(c) Segment – C Sale of services	301.79	-	-	301.32	-
(d) Segment....					
(e) Unallocated					
Total	-115.34	117.51	-	4.54	-
Less: Inter Segment Revenue	1709.38	1185.51	-	3936.46	-
Net sales/Income From Operations		1185.51	-		-
2. Segment Results (Profit)(+)/ Loss (-) before tax and interest from Each segment#					
(a) Segment – A Joy E Bike	68.63	34.37	-	151.89	-
(b) Segment – B Vyom	39.81	32.31	-	76.73	-
(c) Segment – C Sale of services	21.49	-	-	18.97	-
(d) Segment....					
(e) Unallocated					
Total	0.00	7.34	-	0.29	-
Less: I) Interest**	129.93	74.02	-	247.88	-
(ii) Other Un-allocable Expenditure net off					
(iii) Un-allocable income					
Total Profit Before Tax	129.93	74.02	-	247.88	-
3. Capital Employed (Segment assets)					
(a) Segment – A Joy E Bike	2010.21	1379.66	-	2148.36	-
(b) Segment – B Vyom	1166.23	1296.77	-	1246.38	-
(c) Segment – C Sale of services	629.46	-	-	409.04	-
(d) Segment....					
(e) Unallocated		294.48	-	2.13	-
Total	3805.91	2970.91	-	3805.91	-
3. Capital Employed (Segment Liabilities)					
(a) Segment – A Joy E Bike	2010.21	1379.66	-	2148.36	-
(b) Segment – B Vyom	1166.23	1296.77	-	1246.38	-
(c) Segment – C Sale of services	629.46	-	-	409.04	-
(d) Segment....					
(e) Unallocated		294.48	-	2.13	-
Total	3805.91	2970.91	-	3805.91	-


*strike off whichever is not applicable

Profit/loss before tax and after interest in case of segments having operations which are primarily of financial nature.

** Other than the interest pertaining to the segments having operations which are primarily of financial nature.

For and Behalf of Board of Directors
Wardwizard Innovations & Mobility Limited
(Formerly Known as Manvijay Development Co. Ltd.)

Place: Vadodara
Date: 11th MAY, 2021


SNEHA SHOUCHE
Executive Director and CFO



Wardwizard Innovations & Mobility Limited
(Formerly known as Manvijay Development Company Ltd)
CIN: L35100MH1982PLC264042

Registered Office: 401, Floor - 4, 23/25, Dhnu Building, Janmabhoomi Marg, Horniman Circle, Fort, Mumbai, Maharashtra, 400001.

Corporate Office: Corporate Office: C-222, GIDC, Makarpura Industrial Estate Vadodara 390010.
Email ID: compliance@wardwizard.in/ Website: www.manvijay.com/ Tel No: 9727755083

Audited Standalone Statement of Assets and Liabilities for Companies (Other than Banks)

Standalone Statement of Assets and Liabilities		Amount in lakhs	
		As at 31st March 2021	As at 31st March, 2020
Particulars	Audited	Audited	
A ASSEST			
1 Non-current assets			
(a) Property, plant and equipment	1514.41	41.76	
(b) Capital work-in-progress	21.60		
(c) Goodwill			
(c) other Intangible assets	9.87		
(d) Intangible assets under development			
(e) Investments in subsidiary, joint ventures and associate			
(f) Non-current Financial Assets		400	
(i) Non-current Investments			
(ii) Non-current Trade receivables			
(iii) Non-current Loans	376.84	100.62	
(iv) Other Non-current financial assets			
Total non-current financial assets	1922.72	542.38	
(g) Deferred tax assets (net)	(3.49)	(0.82)	
(h) Other non-current assets	4.73	4.59	
Total non-current assets	1923.96	546.15	
2 Current Assets			
(a) Inventories	732.47	203.69	
(b) Current financial assets			
(i) Current Investments			
(ii) Trade receivables	289.30	10.42	
(iii) Cash and cash equivalents	227.70	138.68	
(iv) Bank Balance other than cash and cabs equivalents			
(v) Current Loans	256.55	207.72	
(vi) Other corrent financial assets	7.71		
Total current financial assets	1513.73	560.51	
(c) Current tax assets (net)	2.00		
(d) Other current financial assets	366.22	35.07	
Total Current assets	1881.95	595.57	
Non-current assets classified as held for sale Regulatory deferral account debit balance and related deferred tax Assets			
Total Assets	3805.91	1141.72	
B EQUITY AND LIABILITIES			
1 EQUITY			
Equity attributable to owner of parent			
(a) Equity share Capital	2331.20	1191.08	
(b) Other equity	479.81	(92.40)	
Total Equity attributable to owner of parent	2811.00	1098.68	
(c) Non controlling interest		0	
Total Equity	2811.00	1098.68	



2	LIABILITIES		
	Non-current liabilities		
	(a) Non-current financial liabilities		
	(i) Borrowings		
	(ii) Trade Payables		
	(iii) Other non-current financial liabilities		
	Total non-current liabilities		
	(b) Provisions	7.01	
	(c) Deferred tax liabilities (net)		
	(d) Deferred government grants		
	(e) Other non-current liabilities		
	Total non-current liabilities	7.01	
3	Current liabilities		
	(a) Current Financial liabilities		
	(i) Borrowings		
	(ii) Trade payables	928.14	14.14
	(iii) Other current financial liabilities	1.18	3.68
	Total current financial liabilities	929.31	17.81
	(b) Other current liabilities	13.45	
	(c) provisions	45.13	25.22
	(e) Current tax liabilities (Net)		
	(f) Deferred government grants		
	Total current liabilities	987.90	43.04
	Liabilities directly associated with assets in disposal group		
4	classified as held for sale		
5	Regulatory deferral account credit balance and related deferred tax liability		
	Total liabilities	994.90	43.04
	Total Equity and Liabilities	3805.91	1141.72

For and Behalf of Board of Directors
Wardwizard Innovations & Mobility Limited
(Formerly Known as Manvijay Development Co. Ltd.)

Place: Vadodara
Date: 11th MAY, 2021



Sneha Shouche
SNEHA SHOUCHE
Executive Director and CFO

Wardwizard Innovations & Mobility Limited
(Formerly known as Manvijay Development Company Ltd)

CIN: L35100MH1982PLC264042

Registered Office: 401, Floor - 4, 23/25, Dhnu Building, Janmabhoomi Marg, Horniman Circle, Fort, Mumbai, Maharashtra, 400001.

Corporate office: Corporate Office: C-222, GIDC, Makarpura Industrial Estate Vadodara 390010

Email ID: compliance@wardwizard.in/ Website: www.manvijay.com/ Tel No: 9727755083

Standalone Audited Statement of Cash flow Statement for the year ended 31st March 2021


Particulars	Amount in lakhs	
	For the year ended 31.03.2021	For the year ended 31.03.2020
A. CASH FLOW FROM OPERATING ACTIVITIES		
Profit/(Loss) before Tax	247.88	(90.25)
Adjustments for:		
CASH GENERATED BEFORE WORKING CAPITAL CHANGES		
Depreciation and amortisation expenses	63.29	0.76
Interest & Dividend income	(3.48)	(9.86)
Fixed Asset W/off	0.01	
CASH GENERATED BEFORE WORKING CAPITAL CHANGES	307.69	(99.34)
Adjustments for:		
(Increase)/Decrease in Inventories	(528.78)	(203.69)
(Increase)/Decrease in other Current Assets	(331.15)	(31.31)
(Increase)/Decrease in Current Assets, Loans &	(0.15)	(4.36)
(Increase)/Decrease in Trade receivables	(278.88)	(10.42)
(Increase)/Decrease in Current Loans & advances	(48.83)	(206.99)
(Increase)/Decrease in Other Financial Assets	(7.71)	0.00
Increase/(Decrease) in Trade payables	914.00	10.33
Increase/(Decrease) in other Current Liabilities	9.77	3.29
Increase/(Decrease) in other Current Provisions	19.91	25.22
Increase/(Decrease) in Non Current Provisions	7.01	
Increase/(Decrease) in other Financial Liabilities	1.18	
Increase/(Decrease) in other Current Provisions		
Tax Assets		
CASH GENERATED FROM OPERATIONS	(243.63)	(417.93)
Taxes Paid (Advance Tax)	60.00	
NET CASH (USED IN)/ GENERATED FROM OPERATING ACTIVITIES(A)	4.06	(517.28)
B. CASH FLOW FROM INVESTING ACTIVITIES		
Purchase of property, plant and equipment	(1567.41)	(41.92)
Purchase of Intangibles		
WIP		
Assets acquired through business takeover		
Maturity of bank deposits (having original maturity of more than 12 months)		
Proceeds from sale of investments	400.00	
Sale of Fixed Assets		
Interest Received		
NET CASH FLOW (USED IN)/ GENERATED FROM INVESTING ACTIVITIES- (B)	(1167.41)	(41.92)
C. CASH FLOW FROM FINANCING ACTIVITIES		
Loan From Directors		
Interest & Dividend Income	3.48	9.86
Proceeds from issue of Share Capital	1525.12	543.08
Loan Recovered / paid	(276.22)	142.65
Proceeds from long term borrowings		



Proceeds from issue of compounding instrument		
Proceeds from short term borrowings		
Repayment of long term borrowings		
Interest paid		
Premium on issue of Shares		
Proceeds from issue of shares		
NET CASH (USED IN)/ GENERATED FROM FINANCING ACTIVITIES ©	1252.38	695.59
Net Increase in Cash and Cash Equivalents (A+B+C)	89.02	136.39
Add: Cash and Cash Equivalents at the beginning of the year	138.68	2.28
Cash and Cash Equivalents at the end of the year	227.70	138.68

For and Behalf of Board of Directors
Wardwizard Innovations & Mobility Limited
(Formerly Known as Manvijay Development Co. Ltd.)

Place: Vadodara
Date: 11th MAY, 2021


SNEHA SHOUCHE
Executive Director and CFO





Innovations & Mobility Limited
(Formerly known as Manvijay
Development Co. Ltd.)
An ISO 9001 : 2015 Company

REF: WIML/BSE/DECLARATION /MAY-2021

Date: 11th May, 2021

To
BSE Limited
Phiroze Jeejeebhoy Towers,
Dalal Street, Mumbai-400 001

BSE Scrip Code: 538970

Sub: Declaration pursuant to Regulation 33(3)(d) of the Securities & Exchange Board of India (Listing Obligation and Disclosure Requirements) Regulations, 2015 ("LODR")

Ref: - Wardwizard Innovations & Mobility Limited (Formerly known as Manvijay Development Company Ltd)

Dear Sir,

In compliance with Regulation 33(3)(d) of SEBI (LODR) Regulations, 2015, I Sneha Shouche (DIN: 08857960), Executive Director & CFO, hereby declare that the Statutory Auditor of the Company **M/s. VCA & Associates**, Chartered Accountants (FRN: 0114414W) have issued as Audit report with unmodified opinion on Standalone Audited Financial Result of the Company for the quarter and year ended 31st March, 2021.

Kindly take the same on record.

Thanking you,

For Wardwizard Innovations & Mobility Limited
(Formerly known as Manvijay Development Company Ltd)

Sneha Shouche
Executive Director & CFO
DIN: 08857960



CIN NO. - L35100MH1982PLC264042

Registered office address - 401, Floor-4, 23/25, Dhun Building, Janmabhoomi Marg, Horniman Circle, Fort, Mumbai- 400001(Maharashtra), India

Corporate Office - C-222, GIDC Makarpura Industrial Estate, Vadodara - 390010, Gujarat, India

Email id - compliance@wardwizard.in **Website** - www.wardwizard.in **Tel No.** - +91 9727755083



Innovations & Mobility Limited
(Formerly known as Manvijay
Development Co. Ltd.)
An ISO 9001 : 2015 Company

REF: WIML/BSE/PR/MAY-2021

Date: 11th May, 2021

To
Corporate Relations Department
BSE Limited
Phiroze Jeejeebhoy Towers,
Dalal Street, Mumbai-400 001

BSE Scrip Code: 538970

Ref - Wardwizard Innovations & Mobility Limited (Formerly known as Manvijay Development Company Ltd)

Sub: Press Release

Dear Sir/Madam,

We hereby enclose a press release.

Kindly take the same on record.

Thanking you,
For Wardwizard Innovations & Mobility Limited
(Formerly known as Manvijay Development Company Ltd)

Jaya Ashok Bhardwaj
(Company Secretary and Compliance Officer)



Encl : as above

CIN NO. - L35100MH1982PLC264042

Registered office address - 401, Floor-4, 23/25, Dhun Building, Janmabhoomi Marg, Horniman Circle, Fort, Mumbai- 400001(Maharashtra), India

Corporate Office - C-222, GIDC Makarpura Industrial Estate, Vadodara - 390010, Gujarat, India

Email id - compliance@wardwizard.in Website - www.wardwizard.in Tel No. - +91 9727755083

Press Release

Wardwizard Innovations & Mobility Ltd – Achieves Growth across all key metrics led by volume, realisation, and new offerings.

FY21 Standalone Revenue at Rs. 393.67 Mn

FY21 Standalone EBITDA at Rs. 31.1 Mn

FY21 Standalone PAT at Rs. 18.7 Mn

FY21 Standalone EPS of Rs. 0.10

Sales of over 1.6K units of Electric Vehicles registered in Q4'21

Board recommends 5% Dividend

Vadodara, May 11,2021: Wardwizard Innovations and Mobility Ltd (*BSE Code: 538970*), one of the leading manufacturers of electric two-wheeler 'Joy E-bike' today, announced its financial result for the fourth quarter ended March '21 of the financial year 2021.

Standalone Quarterly Financial Results Highlights

Q4FY21 vs. Q3FY21 Highlights: -

- **Q-o-Q Revenue growth of over 44.2% - Rs. 170.9 million** reported in Q4FY21 as against Rs. 118.6 million in the Q3FY21
- **Q-o-Q EBITDA growth of over 84.1% - Rs. 16.0 million** reported in Q4FY21 as against Rs. 8.7 million in the Q3FY21
- **Q-o-Q EBITDA Margins at 9.4% in Q4FY21** sequential improvement of ~ 200 bps on the back of better utilisation levels
- **Q-o-Q PBT growth of over 75.53% - Rs. 13.0 million** reported in Q4FY21 as against Rs. 7.40 million in the Q3FY21
- **Q-o-Q PAT declined 6.4% - Rs. 6.9 million** reported in Q4FY21 as against Rs. 7.4 million in the Q3FY21

Standalone Quarterly Snapshot

QOQ Performance FY21 (Rs/- Million)	Q1	Q2	Q3	Q4	FY21
Revenue	35.2	69.0	118.6	170.9	393.7
EBITDA	2.4	4.0	8.7	16.0	31.1
PBT	1.6	2.8	7.4	13.0	24.80
PAT	1.6	2.8	7.4	6.9	18.7
EBITDA %	6.8	5.8	7.3	9.4	7.9
PAT %	4.5	4.1	6.2	4.1	4.8

Commenting on the growth, **Mr. Yatin Gupte, Chairman and Managing Director, Wardwizard Innovations and Mobility Ltd** said, “We are delighted to achieve a positive outcome in one of the most challenging years in the country. We have increased our footprints across the nation and have also taken the Indian flag to foreign lands. The rise in demand for personal mobility and sky-rocketing fuel costs significantly boosts electric two-wheelers sales and caters to this growing opportunity.

Boosting the sales backed by the growing demand of electric two wheelers in the entire nation, the company sold more than 1,623 units of electric two-wheelers in Q4’21 as compared to 929 units in Q3’21. Registered the growth of more than 74.70% within a quarter for its popular range of products including the both electric motorcycles and scooters

Further, the government across countries is coming down hard on pollution-related issues and reducing carbon emissions is one such step that is being advocated. And our E-bikes prove to be a tested and more economical alternative, without calling for any incremental investments.”

Manufacturing Facility

Mr. Yatin Gupte, Chairman and Managing Director, Wardwizard Innovations and Mobility Ltd said Our recent decision to expand our manufacturing capacity at a new location, Vadodara, and to fast track this expansion plan is one such example of how this philosophy has helped the company spot opportunities and respond to it. This state of the art OEM facility has the installed capacity to manufacture more than 1 Lakh units in a single shift and can be extended to 3-4 lakh with 2-3 shifts. Right from visualising an expansion in our manufacturing capacity by multi folds to setting off to achieving those dreams has been a daunting task, especially for a company of our size. We are quite kicked with the scale of opportunity available to us going forward. All our historical and future efforts will take the company to the next level, I’m sure”.

Key Highlights of Q4 FY’21	
New Facility	Inaugurated a new state-of –the-art facility at Vadodara with a capacity to manufacture over 1 lakh electric two-wheelers per annum in the first phase
New Product Launches	Launched 4 new high performance electric motorcycles- Skyline, Beast, Thunderbolt and Hurricane

Sales Milestone	Registered highest ever monthly sales of 934 units in the month of March 2021
------------------------	---

About Wardwizard Innovations & Mobility Limited:

Wardwizard Innovations & Mobility Ltd is one of the leading auto manufacturing company in the Electric Vehicle (EV) segment under the brand name Joy e-bike. It also addressed the home appliance market via its brand Vyom Innovation. Being the 1st listed entity on BSE in Electric Vehicle manufacturing it's mainly focused on the growing potential in the India's EV segment to provide clean and greener alternatives to the existing usage of mobility which is aligned with its philosophy of driving a positive change. Through Joy E-Bikes, the company has been providing a greener alternative to traditional fuel-driven bikes. On the other hand, Vyom Innovations focus is to provide consumers with energy efficient home appliances that are also aimed towards a greener ecosystem. Its footprints are spread across in excess of 25 major cities across India and aspire to growth this number by length and breath.

Contact Details

<p>For Investor Query</p> <p>Ms. Sneha Shouche</p> <p>ED & CFO</p> <p>WardWizard Innovations & Mobility Ltd</p> <p>Email: Cfo@wardwizard.in</p>	<p>For Investor Query</p> <p>Sherwin Fernandes</p> <p>Analyst</p> <p>KFin Technologies Private Ltd</p> <p>Email: Sherwin.fernandes@kfintech.com</p> <p>Phone: +91-9833456546</p>	<p>For Further Information</p> <p>Mr. Amit Jha: (+91) 85888 02820; Email Id - wardwizard@adfactorspr.com</p>
---	--	---

Note: Certain statements in this document may be forward-looking statements. Such forward-looking statements are subject to certain risks and uncertainties like regulatory changes, local political or economic developments, and many other factors that could cause our actual results to differ materially from those contemplated by the relevant forward-looking statements. Further, past performance is not necessarily indicative of future results. Given these risks, uncertainties and other risk factors, viewers are cautioned not to place undue reliance on these forward-looking statements. WardWizard Innovations & Mobility Ltd. will not be in any way responsible for any action taken based on such statements and undertakes no obligation to publicly update these forward-looking statements to reflect subsequent events or circumstances.